

ANNUAL REPORT

12



MØRE BOLIGKREDITT

Contents

4	Annual Report from the Board of Directors
8	Profit and Loss Account, Balance Sheet
10	Equity capital
11	Cash Flow Statement
12	Notes to the Accounts
12	1 Accounting principles
12	1.1 Main principles
12	1.2 Accounting treatment of income
13	1.3 Foreign exchange
13	1.4 Recognition and derecognition of assets and liabilities
13	1.5 Financial instruments
14	1.6 Presentation in the balance sheet and income statement
15	1.7 Tax
15	1.8 Provisions, contingent assets and contingent liabilities
15	1.9 Events occurring after the balance sheet date
15	1.10 Cash Flow Statement
15	1.11 Equity capital
15	1.12 Use of estimates in the preparation of the annual accounts
16	2 Operating segments
17	3 Write-downs, losses and defaults
17	4 Risk management
19	4.1 Credit risk
20	4.2 Market risk
20	4.3 Liquidity risk
21	4.4 Operational risk
22	5 Classification of financial instruments
23	6 Fair value of financial assets and liabilities
23	7 Financial instruments measured at fair value
24	8 Issued covered bonds
24	9 Hedging of interest rate and currency exposure
25	10 Transactions with related parties
26	11 Wages, compensations and fees
27	12 Tax
28	13 Capital adequacy
29	14 Share capital
29	15 Result/earnings per share
29	16 Events occurring after the balance sheet date
30	Statement pursuant to section 5-5 of the Securities Trading Act
31	Annual Report from the External Auditor
32	Annual Report from the Control Committee

Annual Report and Accounts 2012

OPERATIONS IN 2012

Møre Boligkreditt AS is a wholly owned subsidiary of Sparebanken Møre. The Company has a licence to operate as a mortgage company and issue covered bonds. The Company is located at Sparebanken Møre's head office in Keiser Wilhelmsgate 29 – 33 in Ålesund. Møre Boligkreditt AS is Sparebanken Møre's most important source of long term market funding and an important part of the parent bank's funding strategy.

During 2012, Møre Boligkreditt AS acquired loans from Sparebanken Møre in the net amount of NOK 3 182 million, and the Company's lending portfolio amounted to NOK 11 330 million at year-end 2012. All loans in the Company's cover pool are secured by residential properties within 75 per cent of the property's value at the time of acquisition.

In 2012 Møre Boligkreditt AS issued three new bonds with total value of NOK 2 761 million, and also drew NOK 880 million on existing bonds. In 2012 the Company have redeemed/called two bond loans, and net growth in outstanding bonds are NOK 2 869 million. Total outstanding covered bonds issued by Møre Boligkreditt AS amounts to NOK 10 006 million, of which NOK 1 776 million is used by the Parent Bank in Norges Bank's swap scheme.

RATING OF THE COMPANY'S ISSUES OF COVERED BONDS

The rating agency Moody's has given all covered bonds issued by Møre Boligkreditt AS Aaa-rating.

THE MORTGAGE COMPANY'S ANNUAL FINANCIAL STATEMENTS

The annual financial statements of Møre Boligkreditt AS show a profit after tax amounting to NOK 78 million in 2012. Interest income amounted to NOK 405 million, while interest expenses amounted to NOK 275 million. Net interest income amounted to NOK 130 million. Costs amounted to NOK 21 million. No losses were registered in Møre Boligkreditt AS in 2012, and there are no changes in collective write downs. The company has recognized NOK 1 million as collective write downs. The pre-tax result thus amounted to NOK 109 million. The tax cost amounted to NOK 31 million.

Total assets grew by NOK 3 325 million in 2012, and by year-end 2012 total assets amounted to NOK 11 649 million. Net lending accounted for NOK 11 330 million and bank deposits NOK 225 million.

The liabilities primarily consisted of bond debt amounting to NOK 10 006 million, and NOK 987 million drawn on the Company's overdraft facility in Sparebanken Møre. Over-collateralisation at year-end 2012 was 13.0 per cent.

At the end of 2012, the Company's core capital amounted to NOK 503 million. The Company's capital adequacy, based on the standard method in Basel II, was calculated at 11.54 per cent. as at 31 December 2012. The Board of Directors considers the capital adequacy to be satisfactory in relation to the level of risk in the loan portfolio and the Company's other operations.

In the opinion of the Board of Directors, the presented profit and loss accounts, balance sheet, and notes provide correct and adequate information about the Company's operations and status as at 31 December 2012.

RISKS

Møre Boligkreditt AS is subject to a number of acts, regulations, recommendations, and regulatory provisions. These regulations largely stipulate restrictions concerning the scope of the Company's various risk exposures.

The Board and the CEO of Møre Boligkreditt AS are responsible for ensuring that proper risk management are established, and that this is adequate and complies with current acts and regulations. Operational risk management in Møre Boligkreditt AS is performed by Sparebanken Møre according to an agreement concluded between Møre Boligkreditt AS and Sparebanken Møre.

Risk management emphasizes identifying, measuring and managing the Company's risk elements in a manner that ensures that Møre Boligkreditt AS complies with the professional credit regulations and keeps the various risks at a low level.

Credit risk

Credit risk is defined as risk of losses associated with customers or other counterparties being unable to fulfill their obligations at the agreed time and pursuant to written agreements, and that the received collateral is not covering outstanding claims.

The credit risk strategy adopted by the Company defines which loans that can be acquired by the Company. The strategy stipulates criteria for both borrowers and the collateral for the loans that can be acquired. At year-end 2012, the mortgages in the cover pool had an average loan-to-value ratio of 51.5 per cent, calculated as mortgage amount relative to the value of the property used as collateral. The Board regards the quality of the loan portfolio as very good and the credit risk as low.

Market risk

Market risk is risk that will arise due to the Mortgage Company, holding or assuming positions in lending and financial instruments in which the values over time will be affected by changes in market prices. Møre Boligkreditt AS must, pursuant to the law, have very low market risk and Board approved restrictions concerning its maximum exposure to market risk. The Company utilizes financial derivatives to keep this type of risk at a low level. A specific market strategy has been adopted for Møre Boligkreditt AS which establishes the limits for this type of risk.

There are still uncertainties regarding global macro developments, and continued focus on government debt management. The European Central Bank (ECB) eased the market in 2012 by providing liquidity through lending, and also by stating that the ECB is ready to do whatever it takes to stabilize the situation if new problems should emerge. Møre Boligkreditt AS experienced through 2012 a considerable reduction in margins on market lending.

The Company's positions in fixed interest and foreign currencies are hedged with financial derivatives. The Board considers the overall market risk as low.

Liquidity risk

Liquidity risk is the risk that Møre Boligkreditt AS will be unable to fulfill its obligations without substantial extra costs being incurred in the form of price falls for assets that must be realized, or extra expensive funding.

The Company has adopted a liquidity risk strategy and established limits for long-term funding and short-term liquidity risk limits. Bonds issued by Møre Boligkreditt AS have a soft bullet structure in which the Company has the opportunity to extend

the term of its borrowing by up to 12 months. The Board regards the Company's liquidity risk as low.

Operational risk

Operational risk is risk of losses due to inadequate or failing internal processes, human error, system failures, or external events. Møre Boligkreditt AS has concluded a management agreement with Sparebanken Møre, the services covered by this agreement include administration, production, IT operations, and financial and risk management. Therefore, the operational risk lies within the Bank's definition and management of this type of risk, and it is therefore the Bank that bears the risk associated with any errors in the deliveries and services that should be provided.

The evaluation of the management and control of operational risk is also afforded considerable space in the Sparebanken Møre group's annual ICAAP. The operational and established internal control system both in the Bank and Mortgage Company is also an important tool for reducing operational risk with respect to both uncovering and following up. The Board regards the Company's operational risk as low.

CORPORATE GOVERNANCE STATEMENT

Møre Boligkreditt AS complies to the 2012 Norwegian Code of Practice for Corporate Governance. Møre Boligkreditt AS was established as part of Sparebanken Møre's long-term funding strategy with the purpose of funding the Bank through issuing covered bonds. Møre Boligkreditt AS helps ensure that the Sparebanken Møre Group properly manages its assets, as well as providing additional assurance that goals and strategies are achieved and realized.

Internal control

The CEO of Møre Boligkreditt AS is responsible for establishing proper risk management and internal control based on the guidelines decided by the Board, making sure these are followed, and providing the Board with information about developments within the various areas. The CEO reports on structure and efficiency of the Company's internal control in the fourth quarter every year.

Møre Boligkreditt AS bases its internal control on an overall risk management process. This is set out in various documents including in the Company's Risk Policy. The Board has decided guidelines for establishing proper risk management and internal control, and ensures that risk management and internal control in Møre Boligkreditt AS are adequate and systematic, and that the processes have been established in compliance with the law and regulations, articles of association, instructions, and external and internal guidelines. The Board systematically and regularly assesses the strategies and guidelines for risk management.

In the financial report the dividing of tasks, written procedures in critical areas, key controls and reporting of financial goals of the Company is presented. This ensures a close and accurate monitoring of the financial reporting and increases the possibility

of early risk detection. The CEO of Møre Boligkreditt AS has the primary responsibility for managing risk associated with the Company's operational and financial reporting, which is the foundation for satisfactory quality in the financial reporting.

The internal control and risk assessment of the financial reporting is one of the areas of focus in the CEO's annual confirmation on the quality of, and the compliance with internal controls. Internal and external auditors have an important role in the monitoring of internal controls related to financial reporting.

The Financial statements provide additional information about the risk management and internal control of Møre Boligkreditt AS.

Profit allocation policy

Møre Boligkreditt AS' profit allocation policy states the following:

"The Company shall make a maximum payment from the profit generated in the fiscal year, either in the form of a dividend or as a group contribution. Such payments, however, shall not conflict with the requirement for liquidity and financial strength of the Company, and shall in any case abide by what is considered good and prudent business and accounting practice."

General Meeting, Supervisory Board and Company Board

The General Meeting is the supreme body of Møre Boligkreditt AS. The General Meeting of Møre Boligkreditt AS consists of the Board of Directors of Sparebanken Møre, Sparebanken Møre being the sole owner of the Company. All board members of Sparebanken Møre are independent of the Bank's day-to-day management and important business connections.

The Supervisory Board consists of six members and two deputy members elected by the General Meeting for a period of two years. The Supervisory Board shall be broadly based, with representatives from the various districts, interest groups and industries affected by the company's activities. Board members, observers and the CEO cannot be members of the Supervisory Board.

The Supervisory Board shall elect its chairman and deputy chairman each year.

The Board shall consist of four to six members elected by the Supervisory Board for a period of two years. The Chairman of the Board is elected by the Supervisory Board.

In electing the members of the Board, the goal is to meet the need for continuity and independence, as well as ensuring a balanced composition of the Board.

The Board's responsibilities and tasks are set forth in a separate document which is discussed and revised by the Board regularly. The document contains the dividing of responsibilities and tasks between the Board and CEO of the Company. Each year, the Board evaluates its own methods and professional competence.

GOING CONCERN ASSUMPTION

The Board is of the opinion that the prerequisites for the going concern assumption exist and confirms that the 2012 annual financial statements were prepared on the basis of a going concern assumption.

EMPLOYEES

Møre Boligkreditt AS had no employees at year-end 2012. Two man-years from Sparebanken Møre are dedicated to the Mortgage Company. A number of services are also outsourced to Sparebanken Møre, regulated by a specific agreement between the Mortgage Company and the Bank.

No special work environment measures have been implemented in Møre Boligkreditt AS.

EQUAL OPPORTUNITIES

The Sparebanken Møre Group strives for gender-neutral employment - and wage policy. The Board and management in Sparebanken Møre systematically and actively work to promote equality. The Board of Møre Boligkreditt AS consists of three men and two women.

POLLUTION OF THE EXTERNAL ENVIRONMENT

The activities of Møre Boligkreditt AS do not pollute the external environment.

OTHER FACTORS

As far as the Board is aware, no events have occurred after the end of the financial year 2012 of material importance to the position and result of Møre Boligkreditt AS.

RESEARCH AND DEVELOPMENT

Møre Boligkreditt AS has no research and development activities.

FUTURE PROSPECTS

Despite the international economic downturn, the outlook for the Norwegian economy is relatively good. The main reason

for this is the prospect of continued growth within private and public service sector, together with an increase in oil related investments.

However, the export industry is still affected by lower export market growth. The tourist industry also experiences decrease in demand from abroad. The downturn could spread to the housing market, but low interest rates together with low unemployment rates will probably lead to sustained levels of prices on housing.

The most important risk factors are the development of the international economy, the oil price, strong growth in housing prices and increasing indebtedness in the household sector. However, should Norway be more severely affected than expected, monetary and financial policy could quickly be moved in a more expansive direction.

Møre Boligkreditt AS will be Sparebanken Møre's most important source of long term market funding and is an important part of the bank's funding strategy. Sparebanken Møre has procedures and routines that facilitate the qualifying of mortgages to be transferred to Møre Boligkreditt AS.

Møre Boligkreditt AS is planning further acquisitions of loans from Sparebanken Møre in 2013. The Company plans further issues of covered bonds and sell these to both domestic and international investors. The Company's future bonds will continuously be rated by Moody's.

The Board stresses that significant uncertainty is normally associated with assessing future situations.

ALLOCATIONS

Profit after tax amounted to NOK 78 million in 2012. In line with Møre Boligkreditt AS allocation policy, the Board of Directors proposes to the annual General Meeting the entire result to be paid out as dividends.

Ålesund, 31 December 2012

19 February 2013

The Board of Directors of Møre Boligkreditt AS

Kjetil Hauge
CHAIRMAN

Britt Iren Tøsse Aandal

Trond Nydal

Geir Tore Hjelle

Sandra Myhre Helseth

Ole Kjerstad
CEO

Statement of income

Amounts in NOK Million	Notes	Møre Boligkreditt AS	
		2012	2011
Interest and similar income from:			
Deposits with credit institutions	10	1	6
Loans to customers	2	404	288
Interest and similar income		405	294
Interest and similar costs in respect of:			
Debt owed to credit institutions	10	20	12
Securities issued for borrowing purposes	8, 9, 10	255	221
Interest and similar costs	9	275	233
Net interest and credit commission income	4	130	61
Net change in value of debt securities and related derivatives	7, 9	0	-2
Salaries and administration costs		3	3
Other operating costs		18	16
Operating costs	11	21	19
Result before credit losses		109	40
Losses on loans and changes in impairment on loans	3, 4.1	0	1
Result before tax		109	39
Tax payable	12	31	11
Result after tax		78	28
Allocations:			
Dividends on shares		78	28
Sum allocated		78	28
Result pr. share (NOK)	15	155.78	68.41
Diluted earnings pr. share (NOK)	15	155.78	68.41

Statement of comprehensive income

Amounts in NOK Million	Møre Boligkreditt AS	
	2012	2011
Result after tax	78	28
Total comprehensive income after tax	78	28

Balance sheet

- Statement of financial position as at the end of the period

		Møre Boligkreditt AS	
Amounts in NOK Million	Notes	2012	2011
Assets			
Deposits with credit institutions, on a call basis	4, 5, 6, 8, 10	225	110
Loans to customers	2, 3, 4, 5, 6, 8	11 330	8 148
Financial derivatives	4, 5, 6, 7, 9	71	44
Prepayments and accrued income	4	23	22
Total assets		11 649	8 324
Liabilities and equity capital			
Liabilities to credit institutions, on a call basis	4, 5, 6, 10	987	594
Borrowings raised through the issue of securities	4, 5, 6, 7, 8, 10	10 006	7 137
Financial derivatives	4, 5, 6, 7, 9	6	9
Tax payable	12	31	11
Deferred tax liability	12	0	0
Accrued liabilities and deferred income	8	38	42
Total liabilities		11 068	7 793
Share capital	14	500	500
Other paid-in equity capital		0	0
Paid-in equity capital		500	500
Other equity capital		81	30
Equity capital accumulated through retained earnings		81	30
Total equity capital	13	581	531
Total liabilities and equity capital		11 649	8 324

Ålesund, 31 December 2012
19 February 2013

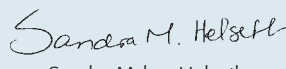
The Board of Directors of Møre Boligkreditt AS


Kjetil Hauge
CHAIRMAN


Britt Iren Tøsse Aandal


Trond Nydal


Geir Tore Hjelle


Sandra Myhre Helseth


Ole Kjerstad
CEO

Statement of change in equity

2012					
Amounts in NOK million	Notes	Equity capital	Share capital	Other paid-in equity capital	Other equity capital
Equity capital 31.12.11		531	500	0	30
Dividends		-28			-28
Equity capital before allocations		503	500	0	2
Total comprehensive income from ordinary operations after tax		78			78
Equity capital 31.12.12	13, 14	581	500	0	80

Proposed dividend amounts to NOK 78 million as per 31 December 2012.

2011					
Amounts in NOK million	Notes	Equity capital	Share capital	Other paid-in equity capital	Other equity capital
Equity capital 31.12.10		452	398	0	53
Distributed group contribution after tax		-51			-51
Capital increase		102	102		
Equity capital before allocations		503	500	0	2
Total comprehensive income from ordinary operations after tax		28			28
Equity capital 31.12.11	13, 14	531	500	0	30

Proposed dividend amounts to NOK 28 million as per 31 December 2011.

Cash Flow Statement

Amounts in NOK million	Notes	Møre Boligkreditt AS	
		2012	2011
Cash flow from operational activities			
Interest, commission and fees received		402	318
Interest, commission and fees paid		-276	-249
Paid operating expenses		-22	-22
Payment of tax		-11	0
Payment for transferred loans from the Parent Bank		-6 649	-5 703
Payments from customers related to installment loans and credit lines		3 467	3 094
Net cash flow from operational activities	4, 11	-3 089	-2 562
Cash flow from investment activities		0	0
Net cash flow from investment activities		0	0
Cash flow from funding activities			
Changes relating to debt to financial institutions		393	378
Net payments received from bond issues raised		3 642	2 616
Payment on redemption of debt securities		-801	-604
Payment of dividend and group contribution		-28	-63
Changes of other debt		-2	-7
Changes of equity due to capital increase		0	102
Net cash flow from funding activities	8, 14	3 204	2 422
Net changes on deposits with credit institutions, on a call basis		115	-140
Deposits with credit institutions, on a call basis 01.01		110	250
Deposits with credit institutions, on a call basis 31.12	4.3	225	110

The Cash Flow Statement shows cash payments received and made, and cash equivalents throughout the year. The statement has been prepared according to the direct method. The cash flows are classified as operational activities, investment activities or finan-

cial activities. The Balance Sheet items have been adjusted for the impact of foreign exchange rate changes. Deposits with credit institutions, on a call basis, are entirely to Sparebanken Møre.

1 - Notes and summary of significant accounting policies and other explanatory information

1.1 Main policies

Møre Boligkreditt AS (the company) is part of the Sparebanken Møre Group. The company's accounts have been prepared in accordance with the International Financial Reporting Standards (IFRS), which have been issued by the International Accounting Standards Board, and approved by the EU as at 31 December 2012.

Changes in accounting principles and presentation (classifications)

There were no changes to the accounting principles in 2012.

New standards

The mortgage company has implemented the following new standards in 2012:

IFRS 7 - New disclosures for derecognition of financial instruments:
For those financial assets that are derecognised in their entirety, but where the entity has a continuing involvement in them (e.g., through options, guarantees, etc.), the required disclosures include: the carrying amount of assets and liabilities recognised in the statement of financial position representing the entity's continuing involvement and their fair value; an estimate of the maximum exposure to loss from the continuing involvement and the total undiscounted cash flows that would or may be required to repurchase derecognised financial assets or other amounts payable to the transferee in respect of the derecognised assets, together with a maturity analysis of such cash flows. If an entity has more than one type of continuing involvement in similar derecognised assets, the disclosures can be aggregated.

The mortgage company has applied the changes from 1 January 2012. The implementation of new standards in 2012 did not cause changes in comparable figures, and had no effect on equity as per 1 January 2012.

Future standards

Standards and interpretations that are issued up to the date of issuance of the consolidated financial statements, but not yet effective, are disclosed below. The Group's intention is to adopt the relevant new and amended standards and interpretations when they become effective, subject to EU approval before the consolidated financial statements are issued.

IAS 1 Presentation of Financial Statements:

The amendments to IAS 1 imply that the items presented in other comprehensive income (OCI) shall be grouped in two categories. Items that could be reclassified to profit or loss at a future point in time (for example, net gain on hedge of net investment, exchange differences on translation of foreign operations, net movement on cash flow hedges and net gain or loss on available-for-sale financial assets) shall be presented separately from items that will never be reclassified (for example, actuarial gains and losses on defined benefit plans). The amendments affect the presentation only and have no impact on the Group's financial position or performance. The amendments become effective for annual periods beginning on or after 1 July 2012, and will therefore be applied in the Group's first annual report after becoming effective.

IAS 32 Financial Instruments: Presentation

IAS 32 is amended in order to clarify the meaning of "currently has

a legally enforceable right to set-off" and the application of the IAS 32 offsetting criteria to settlement systems (such as central clearing house systems) which apply gross settlement mechanisms that are not simultaneous. The amendments are effective for annual periods beginning on or after 1 January 2014.

IFRS 7 Financial Instruments: Disclosures

The amendments imply that entities are required to disclose information about rights to set-off and related arrangements (e.g., collateral agreements). The disclosures would provide users with information that is useful in evaluating the effect of netting agreements on an entity's financial position. The new disclosures are required for all recognised financial instruments that are set off in accordance with IAS 32 Financial Instruments: Presentation. The disclosures also apply to recognised financial instruments that are subject to an enforceable master netting arrangement or similar agreement, irrespective of whether they are set off in accordance with IAS 32. The amendments will not impact the Group's financial position or performance and become effective for annual periods beginning on or after 1 January 2013 and interim periods within those annual periods.

IFRS 9 Financial Instruments: Classification and Measurements

IFRS 9, as issued, reflects the first phase of IASB's work on the replacement of IAS 39 and applies to the classification and measurement of financial assets and financial liabilities as defined in IAS 39. The standard was initially effective for accounting periods beginning on or after 1 January 2013, but amendments to IFRS 9 issued in December 2011 moved the mandatory effective date to 1 January 2015. Subsequent phases of this project will address hedge accounting and impairment of financial assets.

The Group will evaluate potential effects of IFRS 9 in accordance with the other phases as soon as the final standard, including all phases, is issued.

IFRS 13 Fair Value Measurement

The standard establishes a single source of guidance under IFRS for all fair value measurements, i.e., for requirements of all standards related to measuring fair value for assets and obligations. IFRS 13 is effective for annual periods beginning on or after 1 January 2013. No significant effects are expected on the financial statements, due to the implementation of the new standard.

Annual Improvements 2009-2011

IAS 1 Presentation of Financial Statements

The amendments to IAS 1 clarify the difference between voluntary additional comparative information and the minimum required comparative information. Generally, the presentation of the previous period's comparative information will meet the minimum requirements. The amendments have no impact on the Group's financial position or performance and are effective for annual periods beginning on or after 1 January 2013, but the EU has not yet approved the amendments.

1.2 Income recognition

All fees related to payment transactions are recognised as income as they occur. Interest income is recognised as income using the effective interest rate method. This means that nominal interest plus amortised set-up charges less direct marginal set-up charges

Notes

is recognised as income as it occurs. The recognition of interest as income pursuant to the effective interest rate method is used for balance sheet items which are stated at amortised cost.

1.3 Currency

All amounts in the financial statements and notes are stated in NOK million, unless otherwise specified. The company's functional currency and presentation currency is Norwegian kroner (NOK). Cash items in foreign currencies are converted into NOK at the exchange rates on the balance sheet date. Changes in value for such items due to changed exchange rates between the transaction date and the balance sheet date are recognised in the profit and loss account. Profit and loss account items are converted using the exchange rate at the time of the transaction.

1.4 Recognition and derecognition of assets and liabilities

Financial assets and financial liabilities are recognised on the balance sheet when the company becomes a party to the contractual provisions of the instruments. A financial asset is derecognised when the contractual rights to the cash flows from the financial asset expires, or the company transfers the financial asset in such a way that the potential of risk and earnings of the asset largely is transferred. A financial liability is derecognised when the financial liability is fulfilled, cancelled or expired.

1.5 Financial instruments

1.5.1 Classification

The company's holdings of financial instruments are classified pursuant to IAS 39 according to the purpose of the financial instruments when they are first recognised in the financial statements. Møre Boligkreditt AS has the following classes of financial instruments:

- Loans and claims carried in the balance sheet at amortised cost
- Securities-related debt carried in the balance sheet at amortised cost
- Financial derivatives classified as hedging instruments assessed at fair value through the profit and loss account

Loans and claims carried in the balance sheet at amortised cost

All loans and claims are assessed at amortised cost based on expected cash flows.

Securities-related debt carried in the balance sheet at amortised cost

Securities-related debt with floating interest rate are measured at amortised cost. Differences between admission cost and settlement amount at maturity is amortised over the life of the loan using the effective interest method.

Fair value hedging with value changes through the profit and loss account is used for the company's securities issued on fixed rate terms. Any losses and gains in the event of value changes in securities, which are due to changes in market interest rates, will be recognised in the profit and loss account for the period in which they occur.

Financial derivatives at fair market value through the profit and loss account

Financial derivatives are booked at fair value with value changes through the profit and loss account, and recognised in the balance sheet at the gross amount per contract as assets or liabilities, respectively. Financial derivatives used as hedging instruments for managing interest risk are included in this category.

1.5.2 Valuation

Valuation at amortised cost

Loans are assessed at market value when first assessed, with the addition of establishment fees and other commissions. When determining the loan's value (transaction price), establishment fees are deducted and subject to accrual accounting over the life of the loan as part of the loan's effective interest cost. Loans are subsequently assessed at amortised cost by applying the effective interest rate method. The effective rate of interest is the rate which exactly discounts estimated, future cash flows over the loan's expected life, down to the net value of the loan as shown in the balance sheet. By implementing this calculation, all cash flows are estimated, and all contract-related terms and conditions relating to the loan are taken into consideration.

Valuation at fair value

Møre Boligkreditt AS has financial derivatives (interest rate swaps and currency swaps) valued at fair value. Fair value is the amount financial derivatives can be traded to, or a liability could be settled in, in a transaction between independent parties. The financial derivatives are valued respectively at bid and ask prices. Furthermore, the financial derivatives are classified in the following categories:

- Financial derivatives traded in an active market

For financial instruments traded in an active market, the quoted price obtained from either an exchange, a broker or a pricing agency is used. The market is active if it is possible to obtain external observable prices, exchange rates or interest rates and those prices represent actual and frequent market transactions. None of the financial derivatives associated with the company at the balance sheet date are quoted in an active market.

- Financial derivatives not traded in an active market

Financial derivatives not traded in active markets are valued based on various valuation techniques and are divided into two categories:

1) Valuation based on observable market data:

- Recently observed transactions in the current derivative between informed, willing and unrelated parties
- Derivatives traded in an active market, which is substantially similar to the instrument that is valued

2) Valuation based on other than observable market data:

- Estimated cash flows
- Models where material parameters are not based on observable market data

The same principles as described above is used when valuing financial assets and liabilities at fair value in note 6.

Write-downs

At each balance sheet date Møre Boligkreditt AS assesses whether there is objective evidence that the financial assets have been exposed to loss events that have negative effects on the cash flow. A financial asset or group of financial assets are written down if there is objective evidence of credit losses. See note 3 for further description. Write-downs for the impairment of loans are recognised in the profit and loss account as lending losses. Calculated interest from lending that was previously written down is recognised in the profit and loss account as interest income. Reversals of write-downs are recognised in the profit and loss account as corrections of losses.

Notes

Individual write-downs

Individual write-down for credit losses is made when there are objective indications that there has been impairment of a loan's value as a result of reduced creditworthiness. For all commitments which are to be assessed individually, there shall be an assessment whether there is objective evidence that a loss event has occurred, and that the loss event reduces the loan's future cash flows. Examples of objective evidence are:

- a) Significant financial problems in the case of the debtor in question
- b) Default of payment or other significant breaches of contract. An engagement is considered to be in default if the borrower fails to pay overdue installments, or overdrawn is not covered in, within a maximum of 90 days
- c) Approved deferment of payment or new credit for the payment of an installment, agreed changes to the rate of interest or other terms and conditions relating to the agreement as a result of debtor's financial problems
- d) A likelihood of the debtor entering into debt negotiations, other financial restructuring, or of the debtor's estate being subject to bankruptcy proceedings

An impairment loss is reversed if the loss is reduced and can be related objectively to an event occurring after the impairment date. If objective evidence of impairment can be identified, estimated impairment losses are calculated as the difference between book value in the balance sheet and the present value of estimated future cash flows discounted using the effective interest rate. In accordance with IAS 39 the best estimate is basis for the assessment of future cash flows. The effective interest rate used is the effective interest rate related to the loan before objective evidence of impairment was identified. The effective interest rate used for discounting is not adjusted due to changes in the loan's credit risk or loan terms because objective evidence of impairment is identified. Individual write-downs on loans reduces the commitments' value recognised in the balance sheet. Changes in assessed value for the loans are recorded under "Losses on loans and changes in impairment on loans". Interest calculated using the effective interest method on the written down value of the loan is included in "Net interest and credit commission income".

Collective write-downs

Collective write-downs for impaired value are calculated for sub-groups of loans for which objective events indicate that future cash flows that would have been used to service the commitments have weakened, where it is not possible to examine all commitments on an individual basis, or where information is not identifiable at a commitment level. Commitments against which individual write-downs for losses have been registered are not included in the basis for collective write-downs.

The impairment tests look at groups of customers with almost equal risk and value properties and are based on risk classification and loss experience for the groups of customers.

Groups of loans are written-down for impairment if there is objective evidence of:

- a) Negative changes in the payment status of debtors in the group of loans
- b) Real economic effects having occurred that on the balance sheet date have not been fully taken into account in the group's risk classification system

1.5.3 Hedge accounting

The company enters into hedging transactions to manage interest rate risk on debt securities with fixed interest rate and foreign currency. Hedge accounting is used only for debt securities with an agreed fixed rate.

At individual hedging, there exists a clear, direct and proven correlation between fluctuations in value of the hedged item arising from the hedged risk and value fluctuations of the financial derivative (hedging instrument).

At the conclusion of the transaction the relationship between the hedging instrument and the object is documented. In addition the objectives and the strategy for the hedging transaction are documented. Change in fair value related to the hedged risk of the hedged item and the instrument is evaluated periodically to ensure the necessary protection efficiency. Hedging instruments are carried at fair value and are recorded under "Net change in value of debt securities and related financial derivatives".

For the hedged item changes in fair value related to the hedged risk are recognised as an addition or deduction in the carrying value of debt securities and are recorded under "Net change in value of debt securities and related financial derivatives".

If the hedging relationship is interrupted or adequately hedge effectiveness can not be verified, the value change associated with the hedged item is amortised over the remaining maturity.

1.6 Presentation in the balance sheet and income statement

Lending

Lending is presented on the balance sheet, depending on the counterparty, either as loans to and claims on financial institutions or lending to customers, independent of the valuation principle. Interest income is included on the line "Interest and similar income from loans to and claims on customers and credit institutions" using the effective interest rate method. Changes in value that can be linked to defined objective evidence of impairment on the balance sheet date are included in "Losses on loans and changes in impairment on loans".

Liabilities to financial institutions

Liabilities to financial institutions are recognised in the profit and loss account as liabilities to financial institutions independent of the valuation principle. Interest expenses on liabilities are included in "Interest and similar costs in respect of debt owed to credit institutions" based on the effective interest rate method.

Notes

Securities issued

Securities issued includes issued bonds independent of the valuation principle. Interest expenses on the financial instruments are included in "Interest and similar costs in respect of securities issued for borrowing purposes" based on the effective interest rate method.

1.7 Tax

The tax cost consists of payable tax for the income year, any tax payable for previous years, and any changes in deferred tax. Deferred tax is calculated on the temporary differences in accordance with IAS 12 Income Taxes. A temporary difference is the difference between the carrying amount on the balance sheet of an asset or liability and the taxable value of that asset or liability. Tax increasing and tax reducing temporary differences that are reversed or could be reversed in the same period are offset and the net amount recognised. Deferred tax assets are recognised on the balance sheet to the extent that it is likely they will be able to be utilised against future taxable income. Deferred tax (tax assets) is recognised at its nominal value and reported on a separate line on the balance sheet. Tax payable and deferred tax are recognised directly in the profit and loss account against equity to the extent they relate to situations in which these are recognised directly against equity.

1.8 Provisions, contingent assets and contingent liabilities

A provision is only recognised when an obligation exists (legal or actual) as a result of a previous event, it is likely that a flow of resources that includes financial benefits out of the entity will be required to fulfil the obligation, and a reliable estimate of the amount of the obligation can be made. Provisions are recognised at the amount that expresses the best estimate of the expenses required to fulfil the existing obligation on the balance sheet date. If material, account is taken of the time value of money when calculating the size of the provision. Contingent assets or contingent liabilities are not recognised.

1.9 Events occurring after the balance sheet date

New information about the mortgage company's positions on the balance sheet date is taken into account in the annual financial statements. Events after the balance sheet date that do not affect the mortgage company's position on the balance sheet date, but will affect the mortgage company's position in the future are disclosed if they are material.

1.10 Statement of cash flow

The cash flow analysis is prepared on the basis of the direct method with cash flows attributable to operational, investment and financing activities. Cash flows from operational activities are defined as current interest associated with lending activities for customers, net receipts and payments from lending activities, and payments generated from costs associated with operational activities. Cash flows from other securities transactions, issuing and repaying securities issued, and equity are defined as funding activities.

1.11 Equity capital

The equity capital consists of paid-in share capital, other paid-in equity, and other equity. Møre Boligkreditt AS recognises provisions for dividends and group contributions as other equity up to the point they are approved by the company's general meeting. Transaction costs associated with an equity transaction are recognised directly against equity.

1.12 Use of estimates in the preparation of the annual accounts

During the preparation of financial statements, management makes estimates and assumptions that affect the application of accounting principles. This will affect the reported amounts of assets and liabilities, income and costs. The assessments are based on historical experience and assumptions deemed to be reasonable and sensible by the management. The estimates and assumptions on which the abovementioned preparation is based affect the reported amounts of assets, liabilities and off-balance sheet items, as well as income and costs in the submitted annual accounts. There is a risk of the actual results later, to a certain extent, deviating from the estimates and assumptions on which the abovementioned preparation is based.

Certain accounting principles are regarded as particularly important in order to illustrate the company's financial position due to the fact that management is required to make difficult or subjective assessments, applying estimates which mainly relate to matters which are initially uncertain.

The financial assets and liabilities of the company is allocated to different categories according to IAS 39. Normally, little discretion is exercised in this matter. See 1.5.2 for the principles of measuring.

In the opinion of the management, the most important areas which involve critical estimates and assumptions are as follows:

Write-down on loans

The company examines the lending portfolio at least every quarter. Commitments are reviewed individually and deemed to require write-downs when there is objective proof of impairment in value or at the latest in the case of the commitment having been in default for more than 90 days. Furthermore, write-down assessments are done for groups of loans. Reference is made to Note 3 for further description of principles and methodology. In connection with write-down assessments, all cash flows relating to the commitments in question shall in principle be identified, and an assessment shall be made as to which cash flows are vulnerable. Against the background of the large number of commitments which are subject to assessment both on an individual- and group basis, such calculations must be done on the basis of approximation and figures from earlier experience.

Fair value of financial derivatives

For financial instruments which are not traded in active markets, various evaluation methods are applied in order to ascertain fair market value. Further information and a description of the techniques used may be found in Accounting principles, under 1.5.2. Reference is also made to notes 5, 6 and 7 which deal with financial instruments.

Notes

2 - Segments

In the classification into operating segments weight has been given to products and services, as well as customer type. Møre Boligkreditt AS has only one segment in its business where loans are provided against

collateral in the form of property, and here the customers derive mainly from the retail banking market. The following tables contain details of loans to customers by sector, business activity and geographical area.

Amounts in NOK million	Gross loans	
	2012	2011
Sector/industry		
Agriculture and forestry	2	1
Fisheries	1	1
Industry and mining	3	1
Building and construction	17	7
Wholesale and retail trade, hotel industry	5	4
Property management	114	157
Transport and private/public service industry	30	27
Public entities	0	0
Non-Norwegian lending	0	0
Miscellaneous	0	0
Total Corporate/Public entities	172	198
Retail customers	11 159	7 951
Total gross loans	11 331	8 149
Non specific write-downs	-1	-1
Total net loans	11 330	8 148

Geographical specification

	Møre og Romsdal		Remaining parts of Norway		Foreign countries		Total	
	2012	2011	2012	2011	2012	2011	2012	2011
Gross loans	8 990	6 641	2 312	1 489	29	19	11 331	8 149
In percentage	79.3	81.5	20.4	18.3	0.3	0.2	100.0	100.0
Interest income	320	236	83	52	1	0	404	288
In percentage	79.2	81.9	20.5	18.1	0.3	0.0	100.0	100.0

The factors that have the greatest impact on the fair value of the company's lending portfolio are changes in interest rates and credit margins that are not reflected in borrowing rates at the time of measuring. The lending portfolio is stated at amortised cost in the annual

financial statements, as this is considered the best approach to fair value. The lending portfolio generated gross interest income of NOK 404 million in 2012 (NOK 288 million in 2011).

3 - Write-downs, losses and defaults

Møre Boligkreditt AS reviews its loan portfolio every quarter. All commitments that must be assessed individually are tested to see whether or not objective evidence exists that a loss event has occurred and that the loss event reduces the loan's future cash flows. Examples of such objective evidence are material financial problems at the debtor, payment defaults, material breaches of contract, agreed changes to the interest rate or other agreement terms due to financial problems at the debtor, bankruptcy, etc.

If objective evidence of impairment exists, the loss on the loan is estimated as the difference between the carrying amount (balance + accrued interest on the date of assessment) and the present value of future cash flows. Estimates of future cash flows also take into account takeovers and sales of associated collateral, included expenses associated with such takeovers and sales.

When a future cash flow is estimated according to best judgement and this is registered, the system will calculate the new value of the loan (amortised cost) and the difference compared to the carrying amount will equal the write-down amount.

When all collateral has been realised and there is no doubt the mortgage company will not receive further payments relating to the commitment, the loss write-down will be reversed and the actual loss will be booked. Nonetheless, the claim against the customer will remain and be followed up, unless a debt forgiveness agreement is reached with the customer.

4 - Risk management

Strategy

The Sparebanken Møre Group's, and thus Møre Boligkreditt AS's, long-term strategic development and target achievement are supported by good risk- and capital management. The overall purpose of risk management and -control is to ensure that goals are achieved, to ensure effective operations and the handling of risks which can prevent the achievement of business-related goals, to ensure internal and external reporting of high quality, and to make sure that the Group operates in accordance with relevant laws, rules, regulations and internal guidelines.

Risk-taking is a fundamental aspect of banking operations, which is why risk management is a central area in the day-to-day operations and in the Board of Directors' ongoing focus. Sparebanken Møre's Board of Directors has agreed overall guidelines for management and control throughout the Group. The Board of Directors of Møre Boligkreditt AS has agreed a separate risk policy for the company. Møre Boligkreditt AS shall have a low risk profile and revenue generation shall be a product of customer-related activities related to the company's operations and purpose, not financial risk-taking. In addition, the company has introduced separate policies for each significant risk area: credit risk, market risk, funding risk and counterparty risk. The risk strategies are agreed by the Board of Directors and revised at least once a year or when special circumstances should warrant it. The approved risk policies operationalise the business strategy set forth in the company's overall strategic plan. The company has established a follow-up and control structure which shall see to it that the overall framework of the strategic plan is adhered to at all times.

Collective write-downs for impaired value are calculated for sub-groups of loans concerning which objective events indicate that future cash flows that would be used to service the commitments have weakened, where it is not possible to examine all commitments on an individual basis, or where information is not identifiable at a commitment level. Commitments against which individual write-downs for losses have been registered are not included in the basis for collective write-downs.

The Sparebanken Møre Group has developed its own collective write-down model and calculations are conducted each month based on input from the risk classification system, data warehouse, and assessments of macroeconomic factors. Changes to risk classification, negative developments in collateral values, and registered macroeconomic events that affect future estimated cash flows are taken into account in the model. The group's model for collective write-downs is tailored to Møre Boligkreditt AS' assumptions and operations.

No exposures in the company's lending portfolio were identified on the balance sheet date as needing individual write-downs. Nor do the lending statistics on the balance sheet show any registered nonperformance in the mortgage company's portfolio. Write-down of group of loans have been charged to the accounts with NOK 1 million as at 31.12.2012.

Reporting

Møre Boligkreditt AS focuses on the correct, complete and timely reporting of the risk and capital situation. Based on this, a number of different types of periodic reporting have been established that are intended for the Group's Board. The most important reports during the year are as follows:

ICAAP (Internal Capital Adequacy Assessment Process) is carried out and reported at least once a year. Møre Boligkreditt is included in the assessments of overall ICAAP for the Sparebanken Møre Group, and CEO in Møre Boligkreditt AS is involved in the process. The process is headed by the department for Compliance and Risk Control. Specific guidelines have been prepared for ICAAP in Sparebanken Møre. ICAAP is reviewed by the Bank's management team, the Board of Directors and the Control Committee.

A performance management report is prepared every month. This illustrates the status and performance of the most important factors for Møre Boligkreditt AS's target attainment. The report is an integral part of the financial reporting to the Board of Directors.

A risk report is prepared every quarter. This is a key element of Møre Boligkreditt AS's continuous monitoring of its risk situation. The risk report is dealt with by the Board of Directors. The Control Committee also receives a copy of the quarterly risk report.

Each quarter, a cash budget with 5-year horizon is prepared. This is an element to have continuous control of the liquidity situation and the refinancing needs of the mortgage company.

Notes

Internal control reports are produced every year. In this an assessment is made of whether or not the internal control is adequate in relation to the risk tolerance. This includes an assessment and comments on their own work on internal control, a review of all important risk areas, an assessment of their own compliance with external and internal regulations, and suggestions for and planned improvement measures. The internal control report is dealt with by the Board of Directors, and is also presented to the Control Committee. Møre Boligkreditt AS's internal control report is consolidated in the Group's total internal control reporting.

Reports from external and internal auditors are dealt with by the Board of Directors, as well as the Audit Committee of Sparebanken Møre. Both internal and external auditors have (at least) annual meetings with the Control Committee.

A reporting portal has been established in the Sparebanken Møre Group in which each member of staff with customer responsibility has access to reports which show the position and development in the credit risk in his or her portfolio. The portal has a hierarchical structure allowing managers in Sparebanken Møre and Møre Boligkreditt AS to monitor performance within their area of responsibility. The reports are also used to analyse customers, portfolios and different industrial, commercial and other sectors.

Financing and accounting reports are prepared monthly (and include calculations of group write-downs, as well as quarterly loss reviews of portfolios with a focus on the need for individual writedowns). The reports are dealt with by the Board of Directors. Every six months the Control Committee receives a special review of the financial statements, including the development of finance and risk related issues.

Capital management

Møre Boligkreditt AS acquires mortgages from Sparebanken Møre of which minimum 80 % are funded through the issue of covered bonds. Funding of the mortgage company beyond the issue of covered bonds is done by equity and established credit facility in the Parent Bank.

Capital adequacy rules and regulations

The EU's capital adequacy directive (Basel II) was implemented in Norway with effect from 1 January 2007. Its purpose is to strengthen the stability in the financial system through more risk-sensitive capital requirements, better risk management and control, more stringent supervision and more information provided for the market. The capital adequacy directive is based on three pillars:

- Pilar I – Minimum requirement for equity and related capital
- Pilar II – Assessment of aggregate capital requirements and regulatory follow-up (ICAAP)
- Pilar III – Publication of information

Møre Boligkreditt AS applies the Standard Approach in Basel II when computing capital adequacy for credit risk and market risk, and the basis method for operational risk. Møre Boligkreditt AS's Board of Directors insists that the company must be well capitalised, both during economic downturns and periods of strong economic expansion. Capital assessments (ICAAP) are done every year, and the company's capital strategy is based on the risk in the company's operations, different stress scenarios having been taken into consideration.

The European Commission published in 2011 its proposals for new regulations for credit institutions and investment firms, CRD IV, based

on the proposals from the Basel Committee on new and stricter capital - and liquidity standards, Basel III. CRD IV is intended to apply to all banks and investment firms within the EEA. The regulation will lead to stricter demands to minimum levels, and also stricter demands to the quality of capital adequacy/core capital. In the new proposal, the requirement states that pure core capital should constitute 4.5 percent together with a capital conservation buffer of 2.5 percent. In addition, countercyclical capital measures as well as additional capital buffer requirements for systemically important institutions is introduced. There are also proposals for an unweighted capital, Leverage Ratio, as a supplement to the risk-weighted capital requirements.

As a temporary requirement to increased capitalization, requirements were imposed that banks and financial institutions within 30 June 2012 should have a pure core capital ratio of at least 9 percent.

For several years Sparebanken Møre has developed and implemented internal risk management models within the credit area. In 2010, the Group decided in its strategic plan to, by the end of 2011, apply to the Financial Authority for the use of the IRB basic method in accordance with the capital adequacy regulations for the modeling of credit risk. This decision also included Møre Boligkreditt AS. The application for the Parent Bank and the mortgage company was sent the Financial Authority during the fourth quarter of 2011. Depending on the Financial Authority's processing of the application, the goal for the Group is to carry out capital adequacy reporting in accordance with the IRB approach during 2013. Regardless of the method of calculation, Møre Boligkreditt AS must meet minimum capital requirements with the addition of a buffer that matches the mortgage company's accepted risk tolerance.

Risk exposure and strategic risk management

Møre Boligkreditt AS is exposed to several different types of risk. The most important risk groups are:

- Credit risk: This is the company's biggest area of risk. Credit risk is defined as the risk of loss due to customers or other counterparts being unable to meet their obligations at the agreed time in accordance with the written agreements in question, and due to the collateral security held not covering the outstanding claims. Included in the credit risk is also concentration risk, defined as the risk of loss resulting from the concentration of; large individual clients, specific industries, geographical areas, collateral with the same risk characteristics, counterparties in interbank operations or trading in financial derivatives.
- Market risk: The risk of loss involving market values relating to portfolios of financial instruments as a result of fluctuations in share prices, foreign exchange rates and interest rates.
- Funding risk: The risk of the company being unable to meet its obligations and/or fund increases in assets without incurring significant extra costs in the form of falls in prices of assets which have to be sold, or in the form of particularly expensive funding.
- Operational risk: The risk of loss due to insufficient or failing internal processes and systems, or due human error or external events. Møre Boligkreditt has outsourced parts of its daily operations to Sparebanken Møre. Operational risk in the mortgage company is, in all material depending on the internal processes of the Parent Bank. The mortgage company shall still have an overview and understanding of the risks that directly affect the mortgage company's operations.

Notes

Møre Boligkreditt AS tries to take account of the interaction between the various risk areas by setting desired levels of exposure. Overall it is the internal conditions, general conditions, customer base, etc in the Group that form the basis for setting the desired overall risk exposure.

Based on an evaluation of the risk profile, management and control, Møre Boligkreditt AS has set the following overall levels of risk exposure for the various risk areas:

- Credit risk: A low level of risk is accepted
- Market risk: A low level of risk is accepted
- Funding risk: A low level of risk is accepted
- Operational risk: The acceptable risk level is low to moderate

4.1 - Credit risk

Credit risk represents the greatest area of risk and is defined as the risk of losses associated with customers being unable to fulfill their obligations at the agreed time and pursuant to written agreements, and the received collateral not covering outstanding claims. The company's credit risk strategy is revised and adopted annually by the Board and sets forth the company's risk profile in the area of credit. Monthly port-

Møre Boligkreditt AS's risk is quantified partly through calculations of expected loss and the requirement for financial capital in order to be able to cover unexpected losses. Expected losses and financial capital are calculated for all main groups of risk. Expected losses describe the amount which in statistical context the company must expect to lose during a 12-month period. Financial capital describes the amount of capital the company deems to be required in order to cover the actual risk which has been incurred by the company. Statistical methods for the computation of financial capital have been used as a basis, but the calculations nevertheless assume that qualitative assessments are applied in certain cases.

folio management reports have been established that ensure that any deviations from the strategic goals set forth in the credit risk strategy are uncovered. The risk models that have been developed to measure and report credit risk take as their starting point statistical calculations in which both external and internal bank information related to the individual customer is included in the models.

Amounts in NOK million	Møre Boligkreditt AS			
	Gross loans	Guarantees/ Letters of Credit etc	Drawingrights facilities	Total exposure
Risk groups based on probability of default in 2012				
Low risk (0 % - < 1 %)	10 800	0	734	11 534
Middle risk (1 % - < 4 %)	411	0	4	415
High risk (4 % - < 100 %)	120	0	0	120
Commitments in default	0	0	0	0
Total loans before individual and group write-downs	11 331	0	738	12 069
- Write-downs (individual and group write-downs)	-1	0	0	-1
Net loans to and claims on customers as at 31.12.2012	11 330	0	738	12 068

Amounts in NOK million	Møre Boligkreditt AS			
	Gross loans	Guarantees/ Letters of Credit etc	Drawingrights facilities	Total exposure
Risk groups based on probability of default in 2011				
Low risk (0 % - < 1 %)	7 841	0	533	8 374
Middle risk (1 % - < 4 %)	268	0	1	269
High risk (4 % - < 100 %)	40	0	0	40
Commitments in default	0	0	0	0
Total loans before individual and group write-downs	8 149	0	534	8 683
- Write-downs (individual and group write-downs)	-1	0	0	-1
Net loans to and claims on customers as at 31.12.2011	8 148	0	534	8 682

Collateral

The company uses collateral in residential property to reduce the risk associated with customers' willingness and ability to pay. By the granting of loans there is an objective valuation of residential properties. Factors are also taken into account, that may affect the security's value, such as licensing conditions or easements.

Møre Boligkreditt is the legal and beneficial owner of each loan in the portfolio and is secured rights to the collateral that is associated with each loan. Proper transfer of loans are handled through a separate

agreement between the company and the Parent Bank. For cases where the collateral secures loans for both the company and the Parent Bank, it is agreed that Møre Boligkreditt AS be ranked first under the current security.

All loans in the cover pool had mortgages within 75 per cent of property value at the time of acquisition. The mortgage company had mortgages with loan balance exceeding 75 per cent of property value of a total of NOK 245 million as at 31.12.2012, see note 8.

Notes

4.2 - Market risk

Møre Boligkreditt AS has funding in foreign currency. Currency risk associated with these positions are eliminated through currency swaps. Through its regular operations, the company is exposed to interest rate risk. Interest risk occurs in the company's portfolio in connection with its activities relating to loans and bond debt in which different interest terms apply to the company's receivables and liabilities. Depending on the relationship between the interest terms for receivables and liabilities, changes to interest rates could result in increased income or costs.

Møre Boligkreditt AS measures its interest risk with the aid of duration analysis. In this manner the risk the company has assumed, and the

effect this would have on the result in the event of changes in the market interest rate, can be quantified.

The analysis states the effective term of the interest-bearing part of the balance sheet. The longer assets are tied up by an investment, the greater the potential loss/gain in the event of a increase/decrease in the market interest rate. Møre Boligkreditt AS uses interest rate and currency swaps as part of its risk management to manage interest rate and currency risk. Interest flows related to the company's borrowings in fixed rate are swapped to interest rates with short fixing, and the interest rate risk is considered low.

The tables show the potential effect of the change in value of financial assets and liabilities of the company by one percentage point increase in the level of interest rates. The calculation is based on current positions and market rates as per 31 December.

Amounts in NOK million	Up to 1 month	1 - 3 months	3 - 12 months	1 - 5 years	Above 5 years	Total
2012	-4	2	1	0	0	-1

Amounts in NOK million	Up to 1 month	1 - 3 months	3 - 12 months	1 - 5 years	Above 5 years	Total
2011	-4	1	1	1	0	-1

4.3 - Liquidity risk

Liquidity risk is the risk that the company will be unable to fulfill its obligations without substantial extra costs being incurred in the form of price falls for assets that must be realised or extra expensive funding. A financial entity is solvent when it is able to redeem its liabilities as they fall due, and finance increases in its loan portfolio as it arises.

The Board of Møre Boligkreditt AS annually sets limits for management of liquidity risk in the company.

Pursuant to the Financial Institutions Act, a mortgage company that issues covered bonds must ensure that the cash flow from the cover pool enable the company to redeem its payment obligations to hol-

ders of covered bonds and counterparties to derivative agreements at all times.

The loans acquired by Møre Boligkreditt AS are primarily financed through the issuing of covered bonds. The company's plan is to ensure that this type of funding shall over time account for a minimum of 80 per cent of the entity's financing of acquired loans. Loans that are acquired and not included in a portfolio financed by covered bonds, and loans that serve as over-collateralisation, are financed through a credit facility the company holds in the parent bank, Sparebanken Møre.

Residual maturity as per 31.12.12

Amounts in NOK million	Up to 1 month	1-3 months	3-12 months	1-5 years	Above 5 years	Total
Assets						
Loans to and deposits with credit institutions	225					225
Loans to customers	67	135	615	5 383	9 235	15 435
Total assets	292	135	615	5 383	9 235	15 660
Liabilities						
Liabilities to credit institutions	987					987
Borrowings raised through the issue of securities	22	34	201	8 651	2 361	11 269
Total liability	1 009	34	201	8 651	2 361	12 256
Financial derivatives						
Cash flow in	2	1	44	172	266	485
Cash flow out	2	6	25	113	135	281
Total financial derivatives	0	-5	19	59	131	204

Notes

Residual maturity as per 31.12.11

Amounts in NOK million	Up to 1 month	1-3 months	3-12 months	1-5 years	Above 5 years	Total
Assets						
Loans to and deposits with credit institutions	110					110
Loans to customers	52	107	485	4 094	6 530	11 267
Total assets	162	107	485	4 094	6 530	11 377
Liabilities						
Liabilities to credit institutions	594					594
Borrowings raised through the issue of securities	31	28	317	6 298	2 574	9 248
Total liability	625	28	317	6 298	2 574	9 842
Financial derivatives						
Cash flow in	2	6	40	160	299	507
Cash flow out	2	13	21	97	153	286
Total financial derivatives	0	-7	19	63	146	221

4.4 - Operational risk

Operational risk is the risk of losses due to inadequate or failing internal processes, human error, system failures, or external events. Møre Boligkreditt AS has concluded a management agreement with Sparebanken Møre. The services covered by this include administration, production, IT operations, and financial and risk management. Therefore, the operational risk lies within its parent bank's definition and management of this type of risk, and it is therefore the parent bank that bears the risk associated with any errors in the deliveries and services that should be provided.

The evaluation of the management and control of operational risk is also afforded substantial space in the group's annual ICAAP. The operational and established internal control system in the mortgage company is also an important tool for reducing operational risk with respect to both uncovering it and following it up.

The internal control system should be designed to ensure reasonable certainty with respect to attaining goals within the areas of strategic development, goal-oriented, efficient operations, reliable reporting, and compliance with acts and regulations, including compliance with intragroup and company-specific guidelines and policies. A well-functioning internal control system should also ensure the mortgage company's risk exposure is within the adopted risk profile. Reports are submitted to the company's Board concerning operations and the risk situation throughout the year. The CEO submits an annual report to the Board containing an overall assessment of the risk situation and an assessment of whether the internal controls are functioning satisfactorily.

Notes

5 - Classification of financial instruments

All lending and receivables are stated at amortised cost based on expected cash flows. Amortised cost is used for securities issued on variable rate terms. The difference between the borrowing costs and settlement amount upon maturity is amortised over the loan's term, see note 6.

Fair value hedging with value changes through the profit and loss

account is used for the company's securities issued on fixed rate terms, see note 6.

Financial derivatives related to the company's debt securities are carried at fair value through profit or loss, and recognised gross per contract, as either asset or debt, see note 7.

31.12.12 Amounts in NOK million	Hedged financial liabilities	Financial derivatives used as hedging instruments	Financial assets and liabilities stated at amortised cost	Financial derivatives stated at fair value	Total
Loans to and deposits with credit institutions	0	0	225	0	225
Loans to and claims on customers	0	0	11 331	0	11 331
Financial derivatives	0	69	0	2	71
Total financial assets	0	69	11 556	0	11 627
Liabilities to credit institutions	0	0	987	0	987
Financial derivatives	0	0	0	6	6
Borrowings raised through the issue of securities	769	0	9 237	0	10 006
Total financial debt	769	0	10 224	6	10 999

31.12.11 Amounts in NOK million	Hedged financial liabilities	Financial derivatives used as hedging instruments	Financial assets and liabilities stated at amortised cost	Financial derivatives stated at fair value	Total
Loans to and deposits with credit institutions	0	0	110	0	110
Loans to and claims on customers	0	0	8 149	0	8 149
Financial derivatives	0	38	0	6	44
Total financial assets	0	38	8 259	6	8 303
Liabilities to credit institutions	0	0	594	0	594
Financial derivatives	0	0	0	9	9
Borrowings raised through the issue of securities	737	0	6 400	0	7 137
Total financial debt	737	0	6 994	9	7 740

6 - Fair value of financial assets and liabilities

Debt securities issued with floating interest rate are measured at amortised cost. Differences between admission cost and settlement amount at maturity is amortised over the life of the loan using the effective interest method.

The company's debt securities with fixed interest rates are assessed by using fair value hedging with changes in value shown over the profit and loss account. Losses and gains, resulting from changes in

value due to changes in market interest, of debt securities with fixed interest are recognised through profit or loss in the period they arise.

Market prices are used to price lending to and receivables from financial institutions and lending to customers. The prices set include a mark-up for the relevant credit risk. Fair value is estimated as the carrying amount of the lending and receivables stated at amortised cost.

Amounts in NOK million	Booked value	Fair value	Booked value	Fair value
	31.12.2012	31.12.2012	31.12.2011	31.12.2011
Loans to and deposits with credit institutions	225	225	110	110
Loans to and claims on customers	11 330	11 330	8 148	8 148
Financial derivatives	71	71	44	44
Total financial assets	11 626	11 626	8 302	8 302
Liabilities to credit institutions	987	987	594	594
Financial liabilities measured at amortised cost	9 237	9 318	6 400	6 370
Hedged financial liabilities with changes in value, due to changes in market interest rates, recognised in the income statement	769	770	737	721
Financial derivatives	6	6	9	9
Total financial liabilities	10 999	11 081	7 740	7 694

There are no major differences between the book value and the fair value of loans to credit institutions and customers, and the liabilities to credit institutions agreed at variable rates and entered at amortised

cost. It is assumed that the book values provide the best approximation to the fair value. Fair value of securities is calculated allowing for change in the market interest rates and change in the credit margin.

7 - Financial instruments measured at fair value

Financial instruments not traded in an active market are valued based on own value judgments on the basis of current market conditions, or valuation from other market players.

31.12.12 Amounts in NOK million	Valuation based on prices in an active market	Valuation based on observed market information	Valuation based on other than observed market information
	Level 1	Level 2	Level 3
Assets			
Financial derivatives	-	71	-
Debt			
Financial derivatives	-	6	-

The company's securities issued on fixed rate terms have a shortfall of NOK 68 million and financial derivatives (interest rate swaps) have an excess value of NOK 68 million as per 31 December 2012. The

net change in value of debt securities and related derivatives was NOK 0 million in 2012.

31.12.11 Amounts in NOK million	Valuation based on prices in an active market	Valuation based on observed market information	Valuation based on other than observed market information
	Level 1	Level 2	Level 3
Assets			
Financial derivatives	-	44	-
Debt			
Financial derivatives	-	9	-

The company's securities issued on fixed rate terms have an excess value of NOK 37 million and financial derivatives (interest rate swaps) have a shortfall of NOK 37 million as per 31 December 2011. The

net change in value of debt securities and related derivatives was NOK 0 million in 2011.

8 - Issued covered bonds

Securities issued on variable rate terms are stated at amortised cost. Fair value hedging with value changes through the profit and loss account is used for the company's securities issued on fixed rate terms (NO0010588072).

Møre Boligkreditt AS has established a EMTCN-program ("Euro Medium Term Covered Note"). Three bonds are issued under the EUR 2 000 million EMTCN-program.

Bond XS0685790585 with SEK 300 million i 2011 was the first issuance under the EMTCN-program, and the bond is further increased to SEK 450 million in 2012. Furthermore the company has issued bond XS0828616457 with SEK 300 million and NO0010657232 with NOK 1 350 million under the EMTCN-program in 2012.

Covered bonds (Amounts in NOK million)

ISIN code	Currency	Nominal value 31.12.2012	Interest	Issue	Maturity	31.12.2012	31.12.2011
NO0010499825	NOK	-	3M Nibor + 0.40 %	2009	2012	-	141
NO0010499833	NOK	1 000	3M Nibor + 0.45 %	2009	2014	1 000	1 000
NO0010499841	NOK	1 500	3M Nibor + 0.50 %	2009	2016	1 500	1 500
NO0010564982	NOK	1 250	3M Nibor + 0.40 %	2010	2015	1 248	1 248
NO0010575079	NOK	1 500	3M Nibor + 0.55 %	2010	2017	1 493	999
NO0010588072	NOK	700	fixed 4.75 %	2010	2025	769	738
NO0010601396	SEK	-	3M Stibor + 0.85 %	2011	2016	-	651
NO0010625833	NOK	850	3M Nibor + 0.40 %	2011	2014	850	599
XS0685790585	SEK	450	3M Stibor + 0.75 %	2011	2015	386	261
NO0010635873	NOK	1 150	3M Nibor + 0.49 %	2012	2015	1 152	-
NO0010657232	NOK	1 350	3M Nibor + 0.65 %	2012	2018	1 351	-
XS0828616457	SEK	300	3M Stibor + 0.70 %	2012	2017	257	-
Total borrowings raised through the issue of securities						10 006	7 137
Interest and similar costs in respect of securities issued for borrowing purposes						255	221

The bank swapped government securities for covered bonds with the government in the government's confidence package for the banks. Sparebanken Møre has bought parts of issued bonds from Møre Boligkreditt AS, which are used as collateral for swap agreements concluded with Norges Bank. The value of the pledged collateral must exceed the value of received government securities plus a minimum security margin during the entire agreement period. Upon expiry of

the agreement period, the bank is obligated to buy back the covered bonds at the original sales price. The bank receives interest from the covered bonds as if these were not sold. From an accounting perspective, the bank group assesses the conditions in IAS 39 for derecognition not to be fulfilled since in the swap scheme the bank group retains the risk associated with the development of the value of the bonds and other cash flows in the form of interest.

Cover pool (Amounts in NOK million)	31.12.2012	31.12.2011
Pool of eligible loans 1)	11 084	7 973
Supplementary assets	225	110
Total collateralised assets	11 309	8 083
Over-collateralisation	113.0 %	113.3 %

1) NOK 245 million of total gross loans at the balance sheet date are not eligible for the cover pool (2011: NOK 175 million)

9 - Hedging of interest rate and currency exposure

Hedge accounting of financial liabilities with fixed rate (Amounts in NOK million)	31.12.2012	31.12.2011
Changes in value of derivatives established to hedge changes in market interest rates	+ 68	+ 37
Change in value due to changes in market interest rates on financial liabilities with fixed interest	- 68	- 37
Booked financial liabilities and related financial derivatives in foreign currency (Amounts in NOK million)	31.12.2012	31.12.2011
Net changes in value of derivatives established to hedge currency exposure on financial liabilities	- 4	- 3
Net changes in value due to changes in the exchange rate on financial liabilities	+ 4	+ 2

10 - Transactions with related parties

In order to exercise normal operations, Møre Boligkreditt AS buys services from Sparebanken Møre. There will also be transactions between the parties related to the mortgage company's acquisition of loan portfolio, and the fact that Sparebanken Møre provides loans and credits to the mortgage company.

The economic conditions for the transfer of loans from Sparebanken Møre are market value. If the purchased mortgage loans have fixed interest rates the price is adjusted for the value above / below par. Sparebanken Møre is responsible for ensuring that the loans to be transferred to Møre Boligkreditt AS are properly established and in accordance with the requirements specified in the agreement between the mortgage company and the Parent Bank. In case of violation of these requirements, the Parent Bank will be liable for any losses that the mortgage company would experience as a result of the error. Sparebanken Møre and Møre Boligkreditt AS have formalised the settlement of interest for transaction days from date of transfer of loan portfolio to date of settlement of the consideration.

If Møre Boligkreditt AS should have difficulty obtaining financing, there is established a revolving guarantee from Sparebanken Møre whose purpose is to ensure timely payments to owners of bonds and derivatives.

The pricing of the services provided to Møre Boligkreditt AS by Sparebanken Møre distinguish between fixed and variable costs for

the mortgage company. Fixed costs are defined as costs the mortgage company must bear regardless of the activity related to the issuance of covered bonds, the acquisition of portfolio, etc. Variable costs are defined as costs related to the size of the portfolio acquired from Sparebanken Møre and the work that must be exercised by the Bank's employees to deliver satisfactory services given the number of customers in the portfolio.

Møre Boligkreditt AS is billed for costs related to lease of premises at Sparebanken Møre. It is assumed that regardless of the operation a certain area of the Bank that is attributable to the mortgage company is seized during the year. Regardless of the size of the activity and the loan portfolio acquired by Møre Boligkreditt AS, charges related to accounting, financial reporting, risk management, cash management, financing, governance and general legal services will incur.

Sparebanken Møre bills the mortgage company based on actual salary costs, including employers' social security contribution, pension costs and other social costs. Parts of the mortgage company's expenses related to services provided by Sparebanken Møre relates to the size of the portfolio acquired from Sparebanken Møre. Management fee is calculated and billed monthly, in which the month's average portfolio size form the basis of billing.

The interest rate of the mortgage company's deposit and credit limit in Sparebanken Møre is based on 3 months NIBOR + a premium.

The most important transactions are as follows:

Amounts in NOK million	2012	2011
Gross loans transferred	6 649	5 703
Payment on loans	3 467	3 094
Net growth in loan portfolio	3 182	2 609
Result		
Interest and credit commission income from Sparebanken Møre related to deposits	1	6
Interest and credit commission income paid to Sparebanken Møre related to loan/credit facility	20	12
Interest paid to Sparebanken Møre related to securitised debt	63	89
Management fee paid to Sparebanken Møre	14	10
Balance sheet		
Deposits with Sparebanken Møre	225	110
Covered bonds	1 776	2 302
Loan/credit facility in Sparebanken Møre	987	594

Notes

11 - Wages, compensation and fees

(Amounts in NOK Thousand)		2012	2011
Total wages and other cash payments		2 688	2 797
- hereof salary to the CEO		681	707
- hereof other remuneration to the CEO		162	163
- hereof refunded premium regarding the pension plan for the CEO		55	85
- hereof remuneration to the Board of Directors and the Control Committee		75	75
The Board of Directors			
Kjetil Hauge, chairman		0	0
Sandra Myhre Helseth		0	0
Trond Lars Nydal		0	0
Geir Tore Hjelle		30	30
Britt Iren Tøsse Aandal		30	30
Control Committee			
Grete Opshaug, chairman		6	0
Jon Olav Slettebakk, vice chairman		3	0
Karl Johan Brudevold		3	0
Kjell Martin Rønning		3	0
Former members		-	15
Total fees paid to external auditor		769	927
- hereof auditing services		373	266
- hereof tax-related advisory services		12	16
- hereof other non-audit services, mainly fees for independent inspector according to the Financial Services Act		384	645

Møre Boligkreditt AS have no employees at the end of 2012. Two man-years from Sparebanken Møre are through a written agreement with the Bank dedicated to working for the mortgage company. A number of services are also outsourced for performance by Sparebanken Møre, and these are regulated by a specific agreement between the mortgage company and the bank. The above-mentioned pay and other cash benefits, as well as employer's national insurance contributions, are cost refunds to Sparebanken Møre. The employees are members of Sparebanken Møre's pension scheme. The scheme satisfies the current requirements for mandatory occupational pensions.

The company had as per 31 December 2012 no obligation to pay the CEO, chairman of the Board of Directors or other employees special remuneration upon them leaving the company or in the event of a change in their employment relationship or duties. Nor do any obligations concerning bonuses, options, or similar exist for any of the aforementioned people.

Loans and guarantees from the mortgage company or Sparebanken Møre as at 31 December 2012 amounts to:

Loans and guarantees	2012		2011	
	Loans	Guarantees	Loans	Guarantees
Amounts in NOK Thousand				
Board of Directors				
Kjetil Hauge, chairman	2 606	0	2 714	0
Sandra Myhre Helseth	2 550	0	2 322	0
Trond Lars Nydal	1 320	0	1 289	0
Geir Tore Hjelle	0	0	0	0
Britt Iren Tøsse Aandal	0	0	0	0
Control Committee				
Grete Opshaug, chairman	893	0		
Jon Olav Slettebakk, vice chairman	1 026	0		
Karl Johan Brudevold	0	0		
Kjell Martin Rønning	0	0		
Former members			517	0
CEO				
Ole Kjerstad	3 629	0	3 554	0

Ordinary customer terms and conditions have been applied to loans provided for members of the Board of Directors and Control Committee. Loans to the CEO and the Board members of Møre Boligkreditt AS, as well as employees in Sparebanken Møre are given according to staff conditions.

Notes

12 - Tax

Temporary negative and positive differences which are reversed or which may be reversed during the same period, have been offset and included in the accounts on a net basis. Deferred tax is calculated on

the basis of the differences which exist between the accounting-related and tax-related values at the end of the accounting year. A tax rate of 28 per cent is applied. The entire taxation cost is related to Norway.

	2012	2011
Result before tax	109	39
Permanent differences	0	0
Changes in temporary differences	-1	1
Income subject to tax	108	40
Tax payable at 28 per cent	31	11
Change in deferred tax	0	0
Total tax cost	31	11

Specification of temporary differences and computation of deferred tax	2012	2011
Financial liabilities	-64	-34
Financial instruments	63	33
Net negative (-)/positive differences	-1	-1
Deferred tax (28 per cent) as at 31 December	0	0

Financial instruments are valued in the financial statements at market value, while in the tax accounts handled by the realisation principle.

The nominal rate of tax, 28 per cent, is based on currently valid tax rates applicable to capital income. Realisation of deferred tax benefit is based on future results liable to tax, based on empirical experience and prognoses, exceeding the tax benefit in question in the case of reversal of any existing, temporary differences.

No temporary differences exist in relation to items recognised against comprehensive income or directly against equity. All deferred tax relates to items recognised in the result for the accounting year.

Reconciliation between tax cost and account-related result	2012	2012
28 per cent of pre-tax result	31	11
Other permanent differences - 28 per cent	0	0
Too much/too little set aside in previous years	0	0
Total tax cost	31	11

13 - Capital adequacy

Capital adequacy is calculated pursuant to the applicable regulations in Basel II. Møre Boligkreditt AS uses the standard method for calculating the minimum requirements regarding primary capital for credit risk and market risk. Calculations associated with operational risk are calculated based on the basic method.

In the fourth quarter of 2011, the Sparebanken Møre Group, including Møre Boligkreditt AS, forwarded an application to the Financial Supervisory Authority of Norway to use IRB basic methods pursuant to the requirements in the Capital Requirements Regulations for modelling credit risk. Depending on the time it takes the Financial Supervisory Authority of Norway to process this, the aim is that during 2013, the Group will be able to report Pillar 1 – Capital Adequacy in accordance with IRB methods.

The primary capital of the group and the mortgage company shall at all times fulfill the minimum requirements for capital adequacy with the addition of a buffer equal to Møre Boligkreditt AS' accepted risk tolerances. The assessment of the risk profile, capital requirements and profitability shall at all times be based on the group's and mortgage company's long-term strategic plan. The group's capital requirements are calculated in the annual ICAAP. Capital assessments relating to Møre Boligkreditt AS are included in these calculations.

Otherwise please refer to the group's Pillar III document, which is available on Sparebanken Møre's website, as well as Note 4 - "Risk management".

The European Commission published in 2011 its proposals for new regulations for credit institutions and investment firms, CRD IV, based on the proposals from the Basel Committee on new and stricter capital - and liquidity standards, Basel III. CRD IV is intended to apply to all banks and investment firms within the EEA. The regulation will lead to stricter demands to minimum levels, and also stricter demands to the quality of capital adequacy/core capital. In the new proposal, the requirement states that pure core capital should constitute 4.5 percent together with a capital conservation buffer of 2.5 percent. In addition, countercyclical capital measures as well as additional capital buffer requirements for systemically important institutions is introduced. There are also proposals for an unweighted capital, Leverage Ratio, as a supplement to the risk-weighted capital requirements.

The current defined long-term target for Møre Boligkreditt AS is to have a core capital ratio of at least 11. Møre Boligkreditt AS has identical capital targets as The Group as a whole. The company is expected to deliver a return on equity above the level corresponding to long-term yield on Norwegian government bonds.

Amounts in NOK Million	Møre Boligkreditt AS	
Standard method (Basel II)	31.12.12	31.12.11
Share capital	500	500
Other equity capital	81	31
Total equity capital	581	531
Deduction for group contribution	78	28
Core capital	503	503
Supplementary capital	0	0
Net equity and subordinated loan capital	503	503
Risk-weighted assets (calculation basis for capital adequacy ratio)	4 359	3 231
Capital adequacy ratio	11.54	15.57
Core capital ratio	11.54	15.57
Discrepancy relating to net equity and related capital - minimum requirement 8 per cent	154	245
Total minimum requirement (8 per cent) for equity and related capital according to the Standard method in Basel II:	349	258
Commitments involving institutions (banks etc.)	3	2
Commitments involving mass market (retail customers)	14	19
Commitments involving mortgage on residential property	321	227
Other commitments	2	2
Capital requirement – credit-/counterpart- and impairment risk	340	250
Capital requirement – position-/foreign exchange- and commercial risk	0	0
Operational risk (basis method)	9	8
Deductions from the capital requirement	0	0

Notes

14 - Share capital

The share capital consists of 500 000 shares each with a nominal value of NOK 1 000. All shares are owned by Sparebanken Møre. Møre Boligkreditt AS is included in the consolidated financial state-

ments of Sparebanken Møre and information about the consolidated financial statements can be obtained by contacting one of the bank's offices or via the bank's website: www.sbm.no.

	2012	2011
Total number of shares 01.01	500 000	398 000
Capital increase	0	102 000
Total number of shares 31.12	500 000	500 000

The Board of Directors has proposed a dividend of NOK 78 million per 31.12.12.

15 - Result/earnings per share

The basic result per share is calculated as the proportion between the year's result and the number of shares issued at year-end, adjusted for any

issues that do not provide entitlement to full dividend. The diluted result per share is no different to the basic result per share.

	2012	2011
Result from ordinary operations after tax (NOK Thousand)	77 887	28 162
Weighted average number of shares issued	500 000	411 693
Weighted average number of shares issued, diluted	500 000	411 693
Result per share (NOK)	155.78	68.41
Diluted result per share (NOK)	155.78	68.41

16 - Events after the balance sheet date

No events of material significance for the financial statements for 2012 have occurred after the balance sheet date. The company is not involved in any legal proceedings.

Statement pursuant to section 5-5 of the Securities Trading Act

We hereby confirm that the company's annual financial statements for the period 1 January 2012 to 31 December 2012, have been, to the best of our knowledge, prepared in accordance with applicable accounting standards and that the information in the financial statements provides a fair and true picture of the company's assets, liabilities, financial position, and results as a whole.

We also hereby declare that the annual report provides a fair and true picture of the financial performance and position of the company, as well as a description of the most important risk and uncertainty factors faced by the company.

Ålesund, 31 December 2012
19 February 2013


The Board of Directors of Møre Boligkreditt AS


Kjetil Hauge
CHAIRMAN


Britt Iren Tøsse Aandal


Trond Nydal


Geir Tore Hjelle


Sandra Myhre Helseth


Ole Kjerstad
CEO

Auditor's report for 2012

To the Annual Shareholders' Meeting in Møre Boligkreditt AS

REPORT ON THE FINANCIAL STATEMENTS

We have audited the accompanying financial statements of Møre Boligkreditt AS, which comprise the statement of financial position as at 31 December 2012, the statement of income, the statement of comprehensive income, cash flow statement and statement of change in equity for the year then ended, a summary of significant accounting policies and other explanatory information.

The Board of Directors' and Managing Director's responsibility for the financial statements

The Board of Directors and Managing Director are responsible for the preparation and fair presentation of these financial statements in accordance with the International Financial Reporting Standards as adopted by the EU, and for such internal control as the Board of Directors and Managing Director determine is necessary to enable the preparation of financial statements that are free from material misstatement, whether due to fraud or error.

Auditor's responsibility

Our responsibility is to express an opinion on these financial statements based on our audit. We conducted our audit in accordance with laws, regulations, and auditing standards and practices generally accepted in Norway, including International Standards on Auditing. Those standards require that we comply with ethical requirements and plan and perform the audit to obtain reasonable assurance about whether the financial statements are free from material misstatement.

An audit involves performing procedures to obtain audit evidence about the amounts and disclosures in the financial statements. The procedures selected depend on the auditor's judgment, including the assessment of the risks of material misstatement of the financial statements, whether due to fraud or error. In making those risk assessments, the auditor considers internal control relevant to the entity's preparation and fair presentation of the financial statements in order to design audit procedures that are appropriate in the circumstances, but not for the purpose of expressing an opinion on the effectiveness of the entity's internal control. An audit also includes evaluating the appropriateness of accounting policies used and the reasonableness of accounting estimates made by management, as well as evaluating the overall presentation of the financial statements.

We believe that the audit evidence we have obtained is sufficient and appropriate to provide a basis for our audit opinion.

Opinion

In our opinion, the financial statements of Møre Boligkreditt AS have been prepared in accordance with laws and regulations and present fairly, in all material respects, the financial position of the Company as at 31 December 2012 and its financial performance and its cash flows for the year then ended in accordance with the International Financial Reporting Standards as adopted by the EU.

REPORT ON OTHER LEGAL AND REGULATORY REQUIREMENTS

Opinion on the Board of Directors' report and the statement on corporate governance

Based on our audit of the financial statements as described above, it is our opinion that the information presented in the Directors' report and the statement on corporate governance concerning the financial statements, the going concern assumption and the proposal for the allocation of the result is consistent with the financial statements and complies with the law and regulations.

Opinion on registration and documentation

Based on our audit of the financial statements as described above, and control procedures we have considered necessary in accordance with the International Standard on Assurance Engagements (ISAE) 3000, «Assurance Engagements Other than Audits or Reviews of Historical Financial Information», it is our opinion that the Board of Directors and Managing Director have fulfilled their duty to ensure that the Company's accounting information is properly recorded and documented as required by law and generally accepted bookkeeping practice in Norway.

Aalesund, 19. February 2013
ERNST & YOUNG AS

Ivar-André Norvik
State Authorised Public Accountant (Norway)

(This translation from Norwegian has been made for information purposes only.)

Annual Report 2012 from the Control Committee

During the year of operations in 2012, the Control Committee has seen to it that the operations of Møre Boligkreditt AS have been conducted in accordance with laws and regulations, the company's articles of association and other decisions to which Møre Boligkreditt AS is obliged to adhere.

The Control Committee has reviewed the Minutes of the Board of Directors, reports from the external and the internal auditor, reports from the independent inspector, the company's correspondence with the Norwegian FSA (Finanstilsynet), and otherwise conducted inspections as imposed by currently valid laws.

During the period, regular committee meetings have been held at the company's head office.

The comments made by the Control Committee during the

period in question have been resolved with the company's management.

Furthermore, the Control Committee has examined the Annual Report from the Board of Directors, the Annual Accounts and Auditor's Report, and found no basis for any comments to be made.

The Control Committee recommends the Annual Report and the Annual Accounts for the 2012 accounting year to be approved.


The Control Committee of Møre Boligkreditt AS consists of Grete Opshaug, Jon Olav Slettebakk, Karl Johan Brudevoll og Kjell Martin Rønning.

Ålesund, 20 February 2013

Control Committee of Møre Boligkreditt AS



Grete Opshaug
CHAIRMAN



Jon Olav Slettebakk
DEPUTY CHAIRMAN



Karl Johan Brudevoll



Kjell Martin Rønning

Design: Havnevik as
Photo: iStock Photo



MØRE BOLIGKREDITT

Keiser Wilhelms gate 29/33
P.O.Box 121 Sentrum, NO-6001 Ålesund
Telephone +47 70 11 30 00
Telefax +47 70 12 26 70

sbm.no